
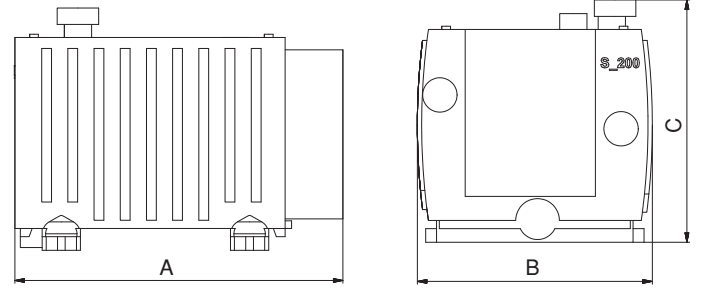



Referans Nr.	m <sup>3</sup> /h	Volt	Vakum Gücü End Press.	Kw	Hz	A	B	C	
2557-022	22	400	150-50 mbar	0.83	50	463	432	602	45.5
2557-045	45	400	150-50 mbar	1.20	50	515	572	743	57
2557-065	65	400	150-50 mbar	2.40	50	515	572	743	72
2557-100	100	400	150-50 mbar	3.85	50	525	620	920	110
2557-150	150	400	150-50 mbar	4.00	50	710	845	1100	200
2557-198	198	400	150-50 mbar	5.50	50	710	845	1100	220
2557-232	232	400	150-50 mbar	7.50	50	710	845	1100	240


**Ürün Nr. 2557 Pompa Ünitesi**
**Product Nr. 2557 Pump Unit**


Referans Nr.	Ölçüler / Dimensions (mm)			Kutup Ad. N° Poles	
	En Width	Boy Lenght	Yükseklik Height		
2560-2000400	200	400	10	10	6
2560-2000490	200	490	10	12	7
2560-2000620	200	620	10	16	9
2560-2000780	200	780	10	20	12
2560-2000910	200	910	10	24	13
2560-2001040	200	1040	10	28	15
2560-2700490	270	490	10	18	20
2560-2700620	270	620	10	24	13
2560-2700780	270	780	10	30	16
2560-2700910	270	910	10	36	19
2560-2701040	270	1040	10	42	21
2560-4000330	400	330	10	20	10
2560-4000490	400	490	10	30	15
2560-4000620	400	620	10	40	22
2560-4000780	400	780	10	50	24
2560-4000910	400	910	10	60	28
2560-4001040	400	1040	10	70	33
2560-4700490	470	490	10	36	17
2560-4700620	470	620	10	48	22
2560-4700780	470	780	10	60	28
2560-4700910	470	910	10	72	33
2560-4701040	470	1040	10	84	37
2560-6000490	600	490	10	48	23
2560-6000620	600	620	10	64	29
2560-6000780	600	780	10	80	36
2560-6000910	600	910	10	96	42

**Ürün Nr. 2560 Adaptasyon Tablası**
**Product Nr. 2560 Adaption Plate**
**Adaptasyon Tablası**  
Adaption Plate
